



Team Insiders

Host

About Luminar Neo




What is the difference between Luminar 4, Luminar AI and Luminar Neo?






Hi, Luminar Insiders!




Are you excited about the upcoming Luminar Neo? Would you like to know more about how it differs from Luminar 4 and Luminar AI? Today we're

going in depth into the comparison between these apps. Please look at this handy table.




Difference between Luminar apps			
SPECIFICATION	 Luminar 4	 Luminar AI	 Luminar Neo
What is it?	Intelligent Photo Editor	AI Photo Editor	Creative Image Editor
What does it do?	Elevates your photography	Makes photo editing fast and simple	Makes complex creative image editing accessible & joyful




Difference between Luminar apps			
FEATURES (1/3)	 Luminar 4	 Luminar AI	 Luminar Neo
Layers	<input checked="" type="checkbox"/>	<input type="checkbox"/>	<input checked="" type="checkbox"/>
Using RAW images as layers	<input checked="" type="checkbox"/>	<input type="checkbox"/>	<input checked="" type="checkbox"/>
Ability to use one editing tool multiple times	<input checked="" type="checkbox"/>	<input type="checkbox"/>	<input checked="" type="checkbox"/>
Built-in library of Textures & Overlays	<input type="checkbox"/>	<input type="checkbox"/>	<input checked="" type="checkbox"/>




Difference between Luminar apps




FEATURES (2/3)	 Luminar 4	 Luminar ^{AI}	 Luminar Neo
Management of user's Textures & Overlays	<input type="checkbox"/>	<input type="checkbox"/>	<input checked="" type="checkbox"/>
Flexible user-centric order of application of tools while editing an image	<input type="checkbox"/>	<input type="checkbox"/>	<input checked="" type="checkbox"/>
Application of any editing tool to any image layer	<input checked="" type="checkbox"/>	<input type="checkbox"/>	<input checked="" type="checkbox"/>
Save all the layers with images and masks to a Preset / Look / Template for double reuse	<input type="checkbox"/>	<input type="checkbox"/>	<input checked="" type="checkbox"/>
Basic Local Masking tool for Local Adjustments	<input type="checkbox"/>	<input checked="" type="checkbox"/>	<input type="checkbox"/>




Difference between Luminar apps




FEATURES (3/3)	 Luminar 4	 Luminar ^{AI}	 Luminar Neo
Applying Presets / Looks / Templates to any layer, independently of each other. Applying a Preset / Look / Template does not discard previously made changes.	<input type="checkbox"/>	<input type="checkbox"/>	<input checked="" type="checkbox"/>
Application of a few Presets / Looks / Templates to one image with unique own masks	<input type="checkbox"/>	<input type="checkbox"/>	<input checked="" type="checkbox"/>
Speed of editing tool does not depend on the number of tools applied to the image	<input type="checkbox"/>	<input type="checkbox"/>	<input checked="" type="checkbox"/>




Difference between Luminar apps			
TOOLS (1/6)	 Luminar 4	 Luminar AI	 Luminar Neo
Luminosity Masking	<input checked="" type="checkbox"/>	<input type="checkbox"/>	<input checked="" type="checkbox"/>
AI-based Masking	<input type="checkbox"/>	<input type="checkbox"/>	<input checked="" type="checkbox"/>
Portrait Background Removal	<input type="checkbox"/>	<input type="checkbox"/>	<input checked="" type="checkbox"/>
Sensor Dust Removal	<input type="checkbox"/>	<input type="checkbox"/>	<input checked="" type="checkbox"/>
Power Lines Removal	<input type="checkbox"/>	<input type="checkbox"/>	<input checked="" type="checkbox"/>

Difference between Luminar apps			
TOOLS (2/6)	 Luminar 4	 Luminar ^{AI}	 Luminar Neo
Relight based on image depth	<input type="checkbox"/>	<input type="checkbox"/>	<input checked="" type="checkbox"/>
Sky Replacement ^{AI}	<input checked="" type="checkbox"/>	<input checked="" type="checkbox"/>	<input checked="" type="checkbox"/>
Enhance ^{AI}	<input checked="" type="checkbox"/>	<input checked="" type="checkbox"/>	<input checked="" type="checkbox"/>
Structure ^{AI}	<input checked="" type="checkbox"/>	<input checked="" type="checkbox"/>	<input checked="" type="checkbox"/>
Skin Enhancer ^{AI}	<input checked="" type="checkbox"/>	<input checked="" type="checkbox"/>	<input checked="" type="checkbox"/>

Difference between Luminar apps			
TOOLS (3/6)	 Luminar 4	 Luminar AI	 Luminar Neo
Composition AI	<input type="checkbox"/>	<input checked="" type="checkbox"/>	<input type="checkbox"/>
Atmosphere AI	<input type="checkbox"/>	<input checked="" type="checkbox"/>	<input checked="" type="checkbox"/>
Body AI	<input type="checkbox"/>	<input checked="" type="checkbox"/>	<input checked="" type="checkbox"/>
Face AI	<input checked="" type="checkbox"/>	<input checked="" type="checkbox"/>	<input checked="" type="checkbox"/>
Portrait Bokeh AI	<input type="checkbox"/>	<input checked="" type="checkbox"/>	<input checked="" type="checkbox"/>

Difference between Luminar apps			
TOOLS (4/6)	 Luminar 4	 Luminar AI	 Luminar Neo
Mobile Sharing with Mobile Assistant	<input type="checkbox"/>	<input type="checkbox"/>	<input checked="" type="checkbox"/>
Number of editing tools	32	32	36
Number of AI tools	4	10	13
Ability to import and manage photos in catalog	<input checked="" type="checkbox"/>	<input checked="" type="checkbox"/>	<input checked="" type="checkbox"/>
Sync Editing State	<input checked="" type="checkbox"/>	<input checked="" type="checkbox"/>	<input checked="" type="checkbox"/>

Difference between Luminar apps			
TOOLS (5/6)	 Luminar 4	 Luminar AI	 Luminar Neo
Export Multiple Images	<input checked="" type="checkbox"/>	<input checked="" type="checkbox"/>	<input checked="" type="checkbox"/>
Display Videos in Catalog	<input type="checkbox"/>	<input type="checkbox"/>	<input checked="" type="checkbox"/>
Work as plugin for Adobe Photoshop	<input checked="" type="checkbox"/>	<input checked="" type="checkbox"/>	<input checked="" type="checkbox"/>

Difference between Luminar apps			
TOOLS (6/6)	 Luminar 4	 Luminar AI	 Luminar Neo
Work as plug-in for Adobe Lightroom	<input checked="" type="checkbox"/>	<input checked="" type="checkbox"/>	<input checked="" type="checkbox"/>
RAW files support	<input checked="" type="checkbox"/>	<input checked="" type="checkbox"/>	<input checked="" type="checkbox"/>
Photoshop plug-ins Support	<input checked="" type="checkbox"/>	<input type="checkbox"/>	Will be added in later updates

Updated Today, September 20



Team Insiders

Host

The official account of Skylum's announcements and editorial materials in Insiders.



Pete Neal 9h

Will Neo run faster than Luminar 4 and AI ? I keep hearing about the New engine,so I'm hoping things will be quicker.

**Glenn Cook** 8h

Will have to wait and see, but unless I'm mistaken Neo has everything that 4 does, plus additional tools. If I can migrate everything over to Neo than I would not need 4, correct?

**Nigel Hatton** 7h

I noticed that in Luminar Neo there is no composition tool like in Luminar AI, I liked that tool, will you add it a update in 2022 ?.

**Renwin Jacob** 1h

Yes, what 's the scoop on composition tool in Neo? What will be the replacement,... how is cropping performed?

**Diorbert Pereira** 7h

I understand that Skylum opted for reengineering its AI engine to open the doors for new features. But the marketing strategy is a little bit deceiving. The proposition is that Luminar Neo is for another niche, different from Luminar AI. Ok, let's assume that this is true. In that so, why won't new features be added to the product? The personas covered by the product won't have any further need? Why only support the ...**MORE**

**John Mottola** 7h

I have enough editing software, I don't need another, especially one that's not compatible with my other Luminar apps. Perfect what you have.

**David Faulkner** 5h

Thank you for this table, it clarifies things well. Since Luminar AI came out it's been tedious to have to keep both that and Luminar 4. I really don't want to be in a position of having three Luminar apps on my PC. There should be a straight upgrade path without the hassles of a lack of proper migration. For all the many moans in the photography community about Adobe, a Lightroom upgrade doesn't cause problem ...**MORE**

**MICHAEL DEMARCO** 5h

Wildlife Photography

Rather than stress out I'll just wait for Neo to arrive and go from there. Since I can use it for a plug in for Apple Photos I'll use both 4 and Neo along with ON1. Glad I didn't get Luminar AI.

**Marvin Olmstead** 5h

Why is background blurring limited to portrait photographs? It would be useful in other photographs too.

**Robert Kulik** 4h

I'm finding this glut of versions very confusing, and it seems unnecessary. I sincerely hope this isn't yet another marketing ploy so that we'll upgrade from AI to Neo. That loyalty-averse tactic was exactly why I stopped using ON1 a couple of years ago.

**Ian Johnston** 3h

Mobile Photography

Is it true that Neo won't have COMPOSITION AI ?

**Mike Kazarnowicz** 3h

Did I miss Plugin for Photos on Mac?

**Rob Nagler** 3h

Why (according to your table) would Neo not have a basic local masking tool for local adjustments like AI?

**Dave Hamilton** 2h

I look forward to the release of Luminar Neo. Watching the explosion of new Photo Apps on the market does not surprise me at all. A lot of us thought mobile phones with great camera's in them would be the next trend and is to a point that a lot of people put down their full frame camera's or went for a

different format. That shakedown is still happening and will always be smart, profitable and good. Competition is al ...**MORE**



Fred Haider 1h

This is very helpful. I can't wait until I get Neo and even more excited when Neo AI assisted Masking update hits the market. I would be happy BETA testing Neo masking updates after I receive the purchased copy of Nero.



Nathan Stouffer 1h

Rejoice! Rejoice! :-D Finally a good comparison of the products!! Thank you! I basically found this out through trial and error and stuck with Luminar 4 for more control with masking and layers but missed the AI tools in Luminar AI so am glad to see the upcoming Luminar NEO with all of the above in one product, and hopefully new and faster engine. Looking forward to Adobe Lightroom plug-in launch of the editor as well.