

SLO Bytes HardCopy

A publication of the San Luis Obispo PC Users' Group

Vol. 32 No. 9

September 2016

August 7th General Windows SIG review by Alan Raul

Google Feud <http://www.googlefeud.com/>

Every Second <http://www.everysecond.io/>

User Group Relations - Gene Barlow's new web site for ordering Acronis True Image and Acronis Disk Director at discounted prices. <http://www.ugr7.com/>

Windows 10 System Image

Control Panel\All Control Panel Items\Backup and Restore (Windows 7) or
Settings - Update & Security - Backup - Go to Backup and Restore (Windows 7)

File History

Control Panel\All Control Panel Items\File History or
Settings - Update & Security - Backup - Backup using File History

You can download once and install many times with the **Microsoft Windows 10 Media Creation Tool**. This way you get Windows 10 Anniversary Edition now and not with the Microsoft rolling waves of updates later.

<https://www.microsoft.com/en-us/software-download/windows10>

Disk cleanup in Windows 10

<https://support.microsoft.com/en-us/InstantAnswers/8fef4121-711b-4be1-996f-99e02c7301c2/disk-cleanup-in-windows-10>

Shortcut keys for Windows 10

<http://www.microsoft.com/itshowcase/Article/Content/624>

<http://itshowcasecontent.blob.core.windows.net/pdffiles/Shortcut-Keys-For-Windows-10.pdf>

<http://download.microsoft.com/download/9/D/2/9D2F3E57-9F6D-4F83-92F0-57F2165078F0/Shortcut-Keys-For-Windows-10.docx>

WINVER is a command that displays the version of Windows that is running and the build number.

Search **winver**

You can also go to..... Settings > System > About

Currently... (before the Anniversary Edition)

Edition: Windows 10

Version: 1511

OS Build: 10586.xxx Note: The .xxx part typically changes with each routine update.

Currently... (after the Anniversary Edition is installed)

Edition: Windows 10

Version: 1607

OS Build: 14393.xxx

Windows 10 Field Guide

<https://leanpub.com/windows10fieldguide>

List of shell commands in Windows 10

<http://winaero.com/blog/list-of-shell-commands-in-windows-10/>

My favorite shell command

Windows Key + R

shell:appsfolder

Some good Windows 10 Info

<http://winaero.com/blog/category/windows-10/>

Thurrott.com Windows 10 Info

<https://www.thurrott.com/windows/windows-10>

SuperSite Windows 10 info

<http://winsupersite.com/windows/windows-10>

How To Enable Bash on Windows 10 (In 5 Simple Steps)

<http://www.omgubuntu.co.uk/2016/08/enable-bash-windows-10-anniversary-update>

How to Upgrade Bash on Windows 10 to Ubuntu 16.04 LTS

<http://www.omgubuntu.co.uk/2016/08/upgrade-bash-windows-10-ubuntu-16-04-lts>

Alan Raul

.....

August 7th Second Session review by Ralph Sutter -- PortableApps

The PortableApps.com Platform™ is a full-featured portable software system that ties all your [portable apps](#) together and lets you build your own custom portable app suite for use on your USB drive, cloud drive, or local PC. Use it instead of your own collection of portable apps because

1. It's more convenient
2. The applications automatically update

What is a portable app? http://portableapps.com/about/what_is_a_portable_app

PortableApps website: www.portableapps.com

Download Tab: <http://portableapps.com/download>

Features Tab: <http://portableapps.com/platform/features>

Apps Tab: <http://portableapps.com/apps>

Forums: <http://portableapps.com/forums>

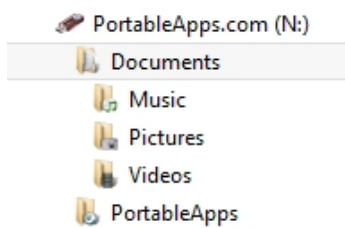
This open source freeware is truly portable. When you copy it to another location, it still works even though the files are in a different location than before.

Screen capture of PortableApps installation <http://www.fullbean.com/tutorials/Portable-Apps.mp4>

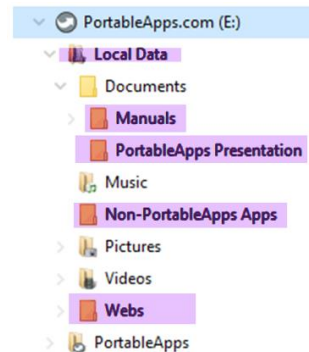
I installed this program to a 16Gb Mushkin drive that I purchased @7.98.

Details at <http://www.outletpc.com/fx2241-mushkin-atom-16gb-superspeed-usb-flash-drive.html>

When you install **PortableApps**, it creates the following files on your removable device



I created additional files in the documents section



I renamed the PortableApps **Documents** folder **Local Data** and inserted some demo files in the folders created

Documents – Presentation notes for today's talk using **Libre Writer Portable**

Non-PortableApps Apps

Music – Played Joe Hill with **VLC Portable**

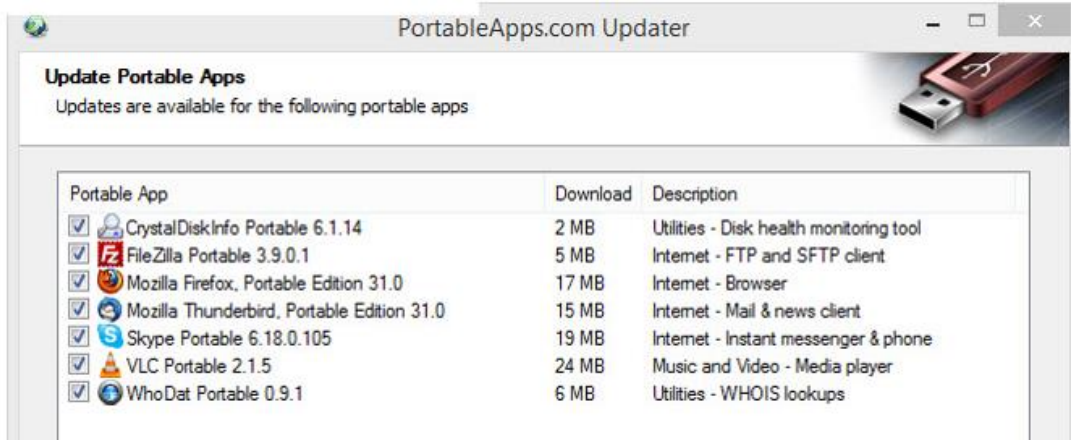
Pictures – Played images of Cavern Point with **Irfanview Portable**

Videos – Played SLO Bytes BBQ video with **VLC Portable**

Webs – SLO Bytes web site files

You can control how the apps are listed, toggling between listing in categories or listing alphabetically. To add apps, click on **Apps/Get More Apps** from the Taskbar icon. To remove an installed app, right click on the icon for the unwanted app and choose **Uninstall**.

Every time that you launch PortableApps, it will check to see if updates are available for itself or any installed app.



Demo of **Irfanview Portable** paired with **Gimp Portable** as an external editor

Irfanview

I often use the program, [Irfanview](#), to display photographs. I set the program preferences to match how I want the program to work.

Created a slide show from images stored on the PortableApps drive

I have occasionally plugged my **PortableApps** flash drive with **Portable Irfanview** into another person's computer so that I could use Irfanview Portable to create a slide show of that person's images.

Set up **Gimp Portable** as external editor on **Irfanview**

Adjust color of image with Gimp (Create duplicate layer/adjust **Brightness** and **Contrast**)

I prefer to use Irfanview to play **.mp3 files**. This requires a plugin. However, I couldn't get this to work with **Irfanview Portable** so I copied to PortableApps the Irfanview folder from my desktop computer. That allowed me to play the .mp3 files. The downside is that this Irfanview installation is not automatically updated as is Irfanview Portable.

Demo of Chrome Portable browser to preserve bookmarks; SLO Bytes web site

Virtual Magnifying Glass

At the close of my presentation, I unplugged the PortableApps flash drive and plugged it into Alan Raul's computer to confirm that all the functions work on his computer as they did on mine

Ralph Sutter

oooooooooooooooooooooooooooo

September 4th Programming Schedule by Ralph Sutter

The **First Session** will feature **Alan Raul** moderating a Questions and Answers program from 12:45-2:00 p. m.

During the break, from 2:00-2:30 pm, coffee and cookies will be offered as well as a chance for you to chat with other club members.

During the **Second Session**, **John Waller** will demonstrate [Hyperlapse](#), a technology that creates smooth and stabilized time lapses from first-person videos.

Ralph Sutter will follow with a presentation on [Elements+](#), a non-Adobe add-on for **Adobe Photoshop Elements** that makes accessible many features readily available in the far more expensive program, **Photoshop**, but buried and undocumented in **Photoshop Elements**.

Contact **Ralph Sutter** at ralph@rsutter.com for additional information about SLO Bytes and the scheduled presentation.

Ralph Sutter

oooooooooooooooooooo

Treasurer's Report for July 2016 by Bob Styerwalt

<u>Income</u>		July 4 thru August 7, 2016
	Renewing Members	\$75.00
	New Members	
	Refreshments & Recycling donations	\$21.00
<u>Expenses:</u>		
	Hall rent	\$100.00
<u>Bank Statement</u> ending 7/31/2016		
	Checking account balance	\$2,904.66
	Interest paid this period	\$0.25
	Deposits	\$105.00
	Withdrawals	\$184.85

Renewing Members: Three members renewed during this period, George Shepard, Doug Depue and Janet Thatcher. Thanks to all for your continuing interest and support. Ray Miklas recycled the soda pop cans left over from our BBQ. Ray reports diminished returns for this activity; he had to wait over an hour in line to receive \$1.26 in return for our cans. I'm not sure we should ask anyone to spend that much time for such a small reward.

Everyone please continue to encourage your friends, neighbors, kids, parents and strangers to join us. It would be particularly nice to add some younger members. Good hunting!

Bob Styerwalt

oooooooooooooooooooo

Photo Group Report by Ralph Sutter

Notes from the meeting of 08/21/16

The focus of the **August 21st** meeting of the Digital Photography Group was **Using the Tools of Photoshop Elements**



For this session, we tried something different. Members brought a laptop and used **Photoshop Elements** to improve the sample images provided.

(See <http://www.visualsteps.com/photovideoediting/practice.php> for these sample images)

Ralph Sutter began the meeting following up on **Don Jones'** recommendation of using the **Blend** mode. Sutter provided several related links

[Photoshop Blending Modes](#)

and Ralph's chart on blending modes [Blending Modes Chart](#)

Ralph then demonstrated how to display metadata when viewing images in **Irfanview**. Simply open the image in that program and hit the **e** key on the keyboard.

Sutter then mentioned the Photoshop Elements add-on, **Elements+** and gave a quick demo of how to use it to display metadata as a graphic on an image.

See <http://www.fullbean.com/tutorials/Elements+.mp4>

Learn more about Elements+ at <http://elementsplus.net/>

Members then found a comfortable work surface and each edited selected images. After about 45 minutes, we viewed our handiwork with each member commenting on what steps he or she took to modify the originals.

The next meeting of the Photo Group will take place on September 11th at 4:00 pm, two hours later than usual. It will also meet at a different location, the ocean end of Pier Avenue in Shell Beach. The assembled members will then go on a live photo shoot, photographing scenes of their own choosing. We will compare our images when our meeting returns to the home of Ralph and Connie Sutter on October 9th at 2:00 pm.

You will find Notes to previous sessions by clicking on the **Notes** tab at the top of this page or by navigating directly to www.slobytes.org/digital/notes.html

Ralph Sutter

oooooooooooooooooooooooooooo

Push Library

Take a look at the **PUSH archives**, <http://www.slobytes.org/push/>. This is a repository of articles where you will find tips, product reviews, and personal recommendations contributed by computer clubs across the country.

They are provided courtesy of the Association of Computer User Groups, **APCUG**, the national organization with which SLO Bytes is affiliated.

The actual **PUSH** articles are hyperlinked from the index located at

<http://www.slobytes.org/push/index.html> (All articles on one long page)

<http://www.slobytes.org/push/push-condensed.html> (Links to **PUSH** articles by month received)

You can view additional APCUG publications here: <http://www.slobytes.org/apcug/index.html>

Take a look at <http://www.kcbx.net/training.php> to view the various computer-related classes available at the

KCBX.NET Training Facility.

oooooooooooooooooooooooooooo

SLO Bytes Bulletin Board

Everyone can read the SLO Bytes Bulletin Board at <http://slobytes.org/smf/index.php?board=1.0> but only subscribers can post comments or respond to the posts of others. Despite the usual connotation of **subscribe**, it costs nothing to join the bulletin board. It is free to all current SLO Bytes members. However, to guard against cyber-mischief by spammers and other ne'er-do-wells, I have disabled self-registration. If you want to be added to the bulletin board, please send your request to me at ralph@rsutter.com.

If you are currently registered with the SLO Bytes Bulletin Board and wish to change your password, you will find a video screen capture of how to do so at <http://www.slobytes.org/documents/change-bb-password.mp4>

Club Information and Meeting Times

SLO Bytes, a PC Users Group dedicated to educate its members in the use of personal computers, digital devices and software, meets on the first Sunday of each month at the **Independent Order of Odd Fellows (IOOF) Hall** at 520 Dana Street, San Luis Obispo. All meetings are open to the public at no cost. A general interest and Q&A session occurs from 12:45 PM to 2:00 PM and guest speaker presentations begin at 2:30 PM. Contact **John Waller** (johnlwaller at sbcglobal.net) or visit slobytes.org for additional information about SLO Bytes and the scheduled presentation.

All ideas for speakers or presentation subjects are welcome.

HardCopy is a monthly publication of **SLO Bytes PC Users' Group** located in San Luis Obispo, California. Information in this newsletter is derived from both our own membership and other PC user group newsletters. The purpose of this publication is to inform our members of meetings and provide information related to the use of PCs and various operating systems.

Membership dues are \$25 per year. Membership entitles you to our monthly newsletter via e-mail, technical assistance, eligibility for raffle gifts when drawings are held, a voice in the affairs of the club, and comradeship.

oooooooooooooooooooooooooooo

Outside Special Interest Groups (SIGs)

Linux SIG normally meets at 6:30 PM on the Thursday following our Sunday's General Meeting at the KCBX.NET Training Center, 4100 Vachell Lane, San Luis Obispo. View the web site at www.slolug.com.

Photography SIG normally meets at 2:00 PM on the second Sunday of each month at Ralph Sutter's home in Arroyo Grande. Call Ralph at 478-0826 for directions. Visit the website at www.slobytes.org/digital

SLO Bytes Officers/Volunteers

Officers

Earl Kaplan – President: earlkaplan at gmail.com

John Waller - Vice President; Programs Chair/Publicity: johnlwaller at sbcglobal.net

Bob Styerwalt – Treasurer; Membership: rstyerwalt at gmail.com

Ralph Sutter – Secretary, Webmaster/HardCopy Editor, Photo SIG Leader: ralph at rsutter.com

Alan Raul – Training Officer: alan at alanraul.com

Other Volunteers

Nancy Vrooman – Refreshments
Peter Stonehewer – Refreshments
Ken Stilts – Set-up/Clean-up

oooooooooooooooooooo

Disclaimer: Neither SLO Bytes PC Users' Group, its officers, editors, or contributors to this newsletter assume liability for damages arising out of this publication of any article, including but not limited to the listing of programming code, batch files and other helpful hints. Articles from this newsletter may be reprinted by other user groups if credit is given to both the author and newsletter from which it was taken. Reproduction of articles with a specific Copyright notice is prohibited without prior permission from the original author.

SLO Bytes Website: slobytes.org