



HARD COPY

April, 1992

Volume 8, Number 4

Gus Thomasson the Sage of San Luis Obispo Returns With Answers to DR DOS 6

Gus will honor us at our next meeting April 5th, by helping us with our problems with DR DOS 6. Gus specializes in this operating system that has given MS DOS a run for its money. So bring your questions....Gus has the answers.

Mark Taylor

of XTree Corporation of San Luis Obispo will demonstrate Allsafe, their new security protection program. This program incorporates VIRUS protection, controls unauthorized access to personal computers and reports security violations. If time allows Mark will demonstrate XTree Gold version 2.5.

Bob Ward

Going on line with Bob Ward will be one of our hot demonstrations. This will be a LIVE presentation. You will watch Bob connect to our SLO Bytes PCUGs BBs. You will learn how it is done and how to do it yourself. Many of our group have never used a modem, many are hesitant or barely know how, all of us can continue to learn about these communication devices.

CONTENTS

PC-USA	2	On Line Advisor	6
DOS for Beginners	3	Bits 'n Bytes	8
Virus	3	Calendar	8
Apple vs Microsoft	4	New Members	8
Library	5	Club Information	9
Neophyte MS-DOS	5	Meeting Times	9
		Treasurer	9
		Officers	9

PC USA VER 2.0 A Review

by David Zingg
SLO Bytes PCUG

With PC USA (version 2.0) and your computer, you can explore the United States via an electronic atlas.

The maps and the database within PC USA will highlight major geographical, demographic and statistical characteristics of your selected state(s).

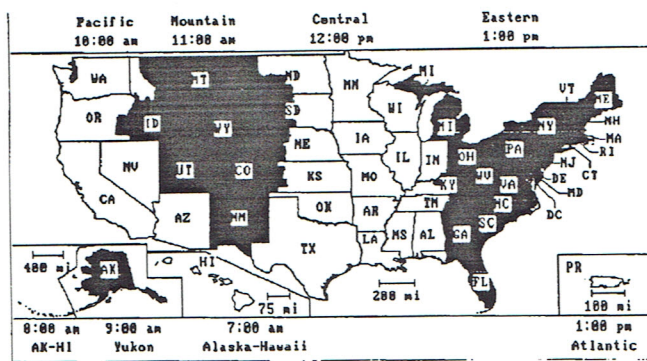
The minimum hardware requirements to run PC USA are an IBM PC or compatible, 512K of RAM, one 360K floppy drive and a Hercules monochrome graphics adaptor. Two 360K drives, or any drive that can hold at least 700K, will allow you to run the program without swapping disks. A color graphics adapter (CGA, EGA, VGA or MCGA) improves the readability of the maps, with no obvious improvement beyond EGA resolution. An optional Microsoft-compatible mouse enhances the convenience of the menus.

You won't be tempted to discard your traditional atlas by the maps in PC USA. The maps lack the detail to compete with maps that you'd find in an atlas from the bookstore. If you can accept PC USA's maps as they are, you'll discover that they are generally informative and perhaps even fun to explore.

To view geographical features, you select the state and then one of four versions of the state's map. The "Base Map" shows the boundaries of the state along with its major bays, lakes and rivers. The "Major Cities" map will add up to twelve major cities to the Base Map. The "Elevations" map will display the state with up to four elevation contours, frequently less. A "Features" map will show and name up to twelve major geographical fea-

tures as well as showing icons of the highest point, mountains, hills, forests and swamps.

The Base Map, Major Cities and Features maps are done fairly well. However, the contour scale and the resolution of the Elevations maps are both very coarse, but useful for showing



state-wide trends in elevation.

PC USA's primary strength is its extensive database covering demographics, vital/health, economic, government, education, crime, highway, industrial and agricultural production statistics for each state.

You can view an individual state's statistics in an assortment of bar charts and tables. Or compare up to eleven states via a bar chart. Or even break the data down into ranges of value, each range being represented by a different color or pattern, and display them on the USA map or a map featuring one of nine U.S. regions as defined by the Census Bureau.

It is easy to select one or up to 155 categories from the database and which states to compare. You can literally spend hours entertaining and educating yourself by selecting and displaying the information from the database in the various possible formats. Did you know that Texas produced more crude oil than Alaska in 1989? Or that in 1988, North Carolina and Kentucky were responsible for sixty-six percent of all domestic tobacco production while North Dakota boasted eighty-one per-

cent of all domestic sunflower seed production?

No statistic would be complete without including what year the data represents. PC USA properly includes the year with each data set. Initially, the age of some of the data was disappointing, ranging from 1983 to 1990. Some investigating at nearby libraries proved that the information contained in several encyclopedias was frequently four or five years old. Much of PC USA's data falls within this range. Yet there are a few surprising exceptions, such as PC USA's use of 1985 data for individual state's sales tax rate. You can display each state's flag, play numerous state songs through your computer's speaker, display the straight line distance and bearing between any two of 700 listed cities, or between any two points provided you give the latitude and longitude, display time zones and local times, as well as indicate in which state a specific area code or zip code is located. Each state also has a screen of brief historical data and another of points of interest within the state.

PC USA will export any screen graphic as a PCX file, export data to a plain text ASC file and allow you to view any ASC file on your disk. A variety of printers (18) are supported, allowing you to print screen images.

For general information on the United States at a reasonable cost, PC USA is hard to beat. The program should appeal most to owners of the older IBM PC and compatibles found in most homes as the hardware requirements are quite modest. The maps are interesting despite their limited detail. And most of the database is relatively current by publishing standards. If you have a specific project in mind, you might want to persuade a friend or dealer to demonstrate their copy while you assess the program's ability to suit your needs.

PC USA 2.0 Price \$69
PC Globe, Inc.

DOS for Beginners . . .

Taking Command of the Command Line

by John Ewing
SLO Bytes PCUG

Okay. You've turned on the computer. Now you are confronted with a screen almost totally devoid of any signs of activity. The only thing present is a silly capital C in the lower left hand corner. The C is followed by a colon, a back slash, and a greater than symbol. You wait for further instructions. And wait. And wait. And wait. A tiny line keeps flashing next to the greater than symbol. Finally you type "What do I do now?" The computer returns the response "Bad command or file name." Great.

You have just had your first experience with the Command Line. The command line is where you give the computer instructions. The instructions you give can cause a number of things to happen. Hopefully you get expected results.

The command line is made up of three parts. The Command Name, Parameters, and Switches.

The Command Name tells DOS what you want it to do. or example, if you wanted to see the file listing of the current DOS directory, you would simply type "DIR". If the directory has less than 23 files, you will see all of the files in the current directory. But if the directory has more than 23 files, the list will continue to scroll off of the screen in the wink of an eye, leaving only the last 23 files for your reading pleasure.

DIR is an example of a Command Name.

If you wanted to see the list of files in a different directory from the current directory, you could use a Parameter along with the Command Name "DIR". In this case, the parameter would be the drive designation and

directory name of the requested directory. For example, DIR D:\BATCH would return a list of files from the directory named "BATCH" located on drive "D". Again, if the number of files exceeds 23, then the files would scroll off of the screen.

D:\BATCH is an example of a Parameter.

The problem of the files scrolling off of the screen can be resolved by using Switches. A switch is a forward followed by a letter. The letter tells the Command to modify its' actions. In the case of the scrolling files, the switch /p would cause the files to stop scrolling when the screen is full. DOS will patiently wait until you press any key, and then display the next 23 files. This will go on until all of the files have been displayed.

Another switch is /w. This will display approximately 84 files on the screen at one time. This will display the file names only. The other information normally displayed with the DIR command are suppressed. Files displayed in this manner is called a window. Switches can be combined with one Command Name. If your directory contains more files than the screen can display, using /p /w in combination with the Command name will result in displaying one window of files at a time. Again DOS waits for you to press a key before displaying subsequent screens.

/w and /p are examples of Switches.

Most novice DOS users don't take advantage of the power of Parameters and Switches. Take a look at these features in your DOS manual and use them. It will make you relationship with your computer much more friendly.

Editor's note. Dos for Beginners is a new monthly column provided for us by John Ewing, past editor of HARD COPY. IYLITH (If you like it tell him).

Does Your Hard Disk Have a Virus? Perhaps You Need a Checkup With PC R/X.

By Bob Ward SLO Bytes PCUG

With the recent publicity on the Michelangelo Virus people are now more aware of the potential danger and havoc these creatures can cause to one's hard disk and programs. Like most individuals I have depended on McAfee's Virus Scan to protect my files. The program is readily accessible, updated continuously and gives one the sense of security when the message, "no viruses found" appears on the screen.

Recently, I briefly looked at two other virus programs. One was a demo disk from Xtree called Virusafe that scans for 525 viruses and 1131 mutations and a demo from Symantec that only looked for the Michelangelo Virus. Both provided a menuing system not found in McAfee's program.

Trend Micro Devices sent me a virus protection program called PC-Rx. You can run this program as a stand-alone or a TSR that takes little more than 10K from lower memory. Plus you get a little happy face in the upper right hand corner of your screen showing you that PC-Rx is on the job. During installation the Boot partition is thoroughly checked and a PCRX emergency boot floppy disk it ultimately made. This insures, should your hard disk become infected, you will have an emergency disk from which to boot your computer.

The main menu is simple and straight forward. It consists of Install/Uninstall, Virus Scan, Rescue Disk, Virus Removal and a text file describing Trend's Anti-Virus Assurance Plan. As you move the highlight from one menu operation to another a description of that function

Continued on page 7

Apple vs Microsoft There Will Be No Winners.

By Bob Ward SLO Bytes PCUG

OK, enough is enough! In reading PC Week dated February 24, 1992 there appears an article titled "Apple Lawsuit Threatens To Cost Microsoft Plenty". To go back a couple years, when Microsoft introduced Windows, Apple Computer cried foul. They said it looked too much like their windowing environment and they immediately called in the lawyers to drag Microsoft into court.

Apple's claim was that Microsoft infringed on Apple's copyrights by borrowing key features such as drag and drop and/or overlapping windows. Hmmm, seems I've heard similar things said against Apple some time ago, but we won't go into that here. In 1989 Judge William Schwarzer rejected Apple's claim of "total concept and feel". But as you know just losing one fight in court doesn't mean you've lost the battle. As long as the money and lawyers are abundant, a case can be reconsidered on other grounds. Sources say that this time Apple has found a judge who may be sympathetic to their cause (probably never used a computer). Ultimately this could cost Microsoft and the users of Windows environment big bucks plus stagnate an interface that has been accepted and used by millions of PC users. Apple is only asking for \$4.37 billion in damages. Part of their claim is from lost sales because people didn't buy Macintoshes once Microsoft developed Windows. Guess what Apple, those people were never going to buy a Macintosh anyway! They couldn't afford one and you were only giving them away to schools thus trying to persuade students that Apple products were the only true computers. The ploy worked except you forgot eventually these students were going to grow up and would have to PURCHASE their next Apple product.

Apple president and CEO Michael Spindler have been said to have told attendees of a January sales meeting that when they win the lawsuit they intended to "crucify" Microsoft and Bill Gates "to the wall." Now, now Mike, had you been born at a slightly different time, your parents may have been named "Gates". Then how would you have felt?

Now my point! I find it pathetic when a company can no longer stand on it's own merits. Would not Apple benefit more by spending their millions on research and development to produce a superior product, rather than on court time and lawyers fees? I have used a Macintosh on rare occasions and find them practical for special applications. My gripe isn't with the product but the philosophy behind the company; "buy Apple, closed architecture, closed machine!" They certainly are not willing to take their chance in a free enterprise system or with competition from other computer manufacturers. Are they afraid of the results?

Hasn't Apple tried to win over the business community for years? They might win the battle and lose the war. People tend to side with the underdog and business might take a "hands-off" attitude toward a company displaying such aggressiveness. Neither Microsoft nor IBM have done too shabby even when competing in a multi-billion dollar clone hardware and software market.

Somewhere must we not draw the line with the "look and feel" philosophy? Don't most spreadsheets look the same? Most databases have the same basic format? Will Apple go after Geoworks Ensemble next? Perhaps they will pick on the shareware developers who use Microsoft's Visual Basic. They should be an easy target. Not much money there but you can sure scare them into submission just by mentioning the word "lawsuit". The mouse industry might be a good target. PC's were SECOND

to use them with the Mac's always being a slave to such. Perhaps Apple will never have to build another computer. Since they made the all encompassing, totally global computer, why not just sue all other computer manufacturers or software companies and derive profits off their backs. There's plenty of room for both Apple and the PC industry despite what Apple thinks.

When a questionable copyright protects a company to the point of snowplowing the rest of the industry into the ground, then the courts must look at the total picture. Is any interface totally unique? I'll bet someone drew a window on a piece of paper even before Apple was in existence. Maybe they even overlapped them!

The bottom line is that a Windows interface coupled with a PC clone can, and has delivered the same or a better "bang for the buck" than Apple. This has made both IBM and Apple lower their prices to the dismay of their shareholders... shucks, no more monopoly with prices dictated by just a few. I call it free enterprise, Apple calls it foul.

I look at the software market in a similar way. When PC's first came out, you couldn't buy a commercial software package for less than \$200 with most of them not being worth 10% of their asking price. Then a few enterprising companies like Borland and Central Point software decided to make a better product for less money and count their profits by selling in volume. Take the hint Apple, they have been very successful at what they are doing.

So I leave this diatribe with a new philosophy for Apple to live by; don't be the little spoiled kid on the block who's mad at Johnny because you think his bicycle is now bigger and faster than yours. If you want to win the race you need to build one bigger and better than his, not take Johnny's away from him.

###

SLO Bytes Library

We have a couple new disks to add this month to our ever expanding library of files. Also don't forget to check the updates... and all their enhancements.

New Disks:

#362 QUIZ - Computer Trivia Quiz. This is the one I reviewed at the last meeting. Impress your friends with little known and easily forgotten computer facts.

#479 CPYDSK12: Copy Disk 1.2 - multiple copies of same disk, etc. Fast. JBT1 - John Bean's Utilities. Similar to Norton's. Disk 1 of 2

#480 JBT2 - John Bean's Utilities. Disk 2 of 2

#481 DATABASE Programs: DBV102 & FFLD - both will view fields within dBASE files. ROADW254 - Calculate cost of trips, mileage, etc.

#482 Educational: LSIGN - Learn how to sign with the deaf. GRADES27 - Grading program. CRITIC21 - Analyze / compare your writing to famous authors. !MATH-ER! - math quiz with prizes.

Updates:

#196 - BURNIN version 4.3 to 4.5
 #289-291 - PC Write 3.01 updated to Standard Version 2.0 (mouse support)
 #324 - Update Microtext to version 4.5
 #394 - PC-Index 4.01 #444 - KRYP20 & ACRO20 #458 - GRABB390 to GRABB394 #477-478 4DOS - Command Processor for DOS. Moved from disk #362 due to size change.

Demos:

#194 PerForm - Form Design 2.1 and filling program. (1.2 meg) by Delrina.
 #203 Harvard Draw for Windows (1.2 meg) #204A & B - Micrografx Designer ver 1.2 (2 disks) #205 VIRUSAFE+ by Xtree

Neophyte MS-DOS Users SIG

by Bob Hunt

To those who attended the first DOS neophyte Special Interest Group this month, thanks for the great response! We had over thirty people show up for our inaugural in room 298, sorry we ran out of seats, we will arrange to have more chairs next month. I hope to see you all back next month as well as any who may have missed the first one.

Any and all are welcome to this MS-DOS SIG although it's meant primarily for inexperienced PC users. We want to create an atmosphere where folks won't hesitate to ask even those seemingly "dumb" questions. And we do appreciate those questions, without that interplay, often mental assumptions are made that some points have been expressed adequately that haven't.

Why struggle to learn DOS commands? There are so many great DOS "shells" and other "User Interfaces" available now, both in commercial software and shareware (some of the best of which we have in our own club library), which "insulate" us from DOS. These add power and simplicity to formerly complex operations, and many find little need to learn DOS commands. I regularly use many of these wonderful utilities, shells, task switchers, and multi-tasking environments such as Software Carousel, Windows and Desqview, and I love most of them! But to configure a PC system and programs to operate at their optimum, or when something goes wrong, it's back to the ol' DOS prompt you'll be!

A knowledge of DOS commands is essential to any who would sit down to a PC other than their own occasionally with some confidence that they can use it without killing it. Such an ability can win envy, if not adulation from friends and co-

workers. As you begin to learn the available power and speed, an added bonus will be all the RAM and space you can free up for your important applications as you start removing all those shells and utilities cluttering your hard-disk!

We'll get to the good stuff soon! See ya next month. Your DOS tip for today: To see a listing of just sub-directories and filenames that have no extensions.

At the DOS Prompt, Type: dir *.*
 That's: D I R space star dot(Star - Dot is PC-nerd for Asterisk - Period)

ARE YOU THINKING OF UPGRADING YOUR DOS?

by George Henderson

A very important consideration in deciding between two programs that are similar is the support you will get. If you are comparing features of MS DOS 5.0 and DR DOS 6.0, DR DOS 6.0 seems to have a strong edge. Most of us have called on Microsoft for one reason or other, and it usually isn't much trouble to get to them. Let me tell you of my experience with Digital Research.

Bob Ward, Jack Prince, "Red" Haworth and I received DR DOS 6.0 direct from digital research at the same time give or take a day or so. It was around the middle of October. At the club meeting a few days later I picked up a copy of INFO WORLD in which I found an item which mentioned some bugs, some serious. Bob had loaded it, and had some grief with one of the bugs. Digital Research was said to be fixing the bugs, so we waited. I have assumed, and it is usually the case, that a program shipped from the manufacturer is automatically registered. Jack had sent in his registration card. Red finally called to verify his registration. He was lucky and actually reached someone to talk to. She said she didn't

Continued page 9

On-Line Advisor

Electronic Reference for WordPerfect 5.1

by John Ewing
SLO Bytes PCUG

If I had to describe this program in one word, I would simply say "cool".

From the moment I called up this TSR it was evident that On-Line Advisor is more than a simple help screen. It is a complete WordPerfect 5.1 Reference, just sitting in the background waiting to be called into service. More on that later.

How often have you looked up information in the index of a reference manual? After locating the subject, you are usually referred to several different locations in the book. In all likelihood, you turn to the first reference. If your question is not resolved, you return to the index to get the location of the second reference. This goes on until you find the answer you seek, or you run out of references and give up in frustration.

With On-Line Advisor, this frustration does not exist. You simply press Alt and / (forward slash) simultaneously and an index appears. Then type the subject you are interested in and you have a fully documented description of your requested subject. On-Line Advisor has additional features that will make your WordPerfect 5.1 life much easier.

SYSTEM REQUIREMENTS

100% IBM-compatible computer with a hard disk
DOS 2.0 or higher
90K of RAM when the advisor is used without WordPerfect
640K of RAM when used with WordPerfect

- Note: The RAM requirements are duplicated from the On-Line Advisor Instructions Manual. From my own observations, the Advisor uses 101,680 bytes (99.3K) of RAM

whether Wordperfect is loaded or not.

INSTALLATION

Installation is very simple. Place the On-Line Advisor disk in any floppy drive and type "INSTALL" (be sure the floppy you select is the current drive). The program will display the floppy drive it thinks you will be loading the software from and suggest a drive and directory to load to. If the suggested options are not what you want, you can easily change them. After you are satisfied with the drive locations, press enter and the files on the floppy are decompressed to the hard disk. The decompressed files require 350k of hard disk space. After On-Line Advisor is copied to the hard disk, you will be asked for permission to change the AUTOEXEC.BAT file. If you allow it, the installation program adds the program directory name to the Path command and adds a Set command to the AUTOEXEC.BAT file. With these changes, On-Line Advisor can be started from any directory.

INSTRUCTION MANUAL

This twenty page, 5.5" x 8.5" document is well organized and easy to understand. The first six pages deal with installation, startup, using the Index, and using the Entries. These topics cover the heart of the program. The following pages deal with a cornucopia of topics including startup options, commonly asked questions, and using On-Line Advisor with menuing systems (i.e., Windows 3.0, DESQview, WordPerfect Library Shell, etc.) to name a few. The manual even provides a comparison between using On-Line Advisor and a reference book.

STARTUP

On-Line Advisor can be started two ways. If you want to use the program independent of WordPerfect, then type ADVISOR at the DOS prompt. The program will load into RAM and

sit dormant until you press the "hot key" (Alt-/). To start On-Line Advisor and WordPerfect at the same time, type WPADV. This will load On-line Advisor first and then load WordPerfect.

On-Line Advisor will remain in memory as a TSR (Terminate & Stay Resident) until removed. The procedure for removing the program depends on the method of loading. If the command ADVISOR was used at the DOS prompt to load as a stand-alone, then the command ADVISOR /R must be used to remove it. If the command WPADV was used to load On-Line Advisor and WordPerfect simultaneously, the TSR will be removed when you quit WordPerfect. On-Line Advisor can also be loaded for one time use as a stand-alone by preceding the ADVISOR command with /T. This will cause On-Line Advisor to remove itself from memory.

OPERATION

As mentioned earlier, On-Line Advisor is called up by pressing the hot key. Once activated, you are presented with an index. You can select a topic by moving the scroll bar using the cursor control keys (e.g., PgUp, PgDn, Home, End, or arrow keys) and pressing ENTER. However there are literally hundreds of topics to choose from and using the scroll bar could be quite time consuming. An easier way to locate a specific topic is to just start typing the topic you are interested in. As you type, the letter appears at the top of the index and the scroll bar will move closer to the topic you requested. Press ENTER when the topic you want appears in the scroll bar. Your entry will be presented to you for your review.

While you are in the entry, you can look at subheadings, related topics, and previous topics you have called

Continued on page 7

Advisor

up since loading On-Line Advisor into memory. These options are accessed through a menu at the top of the entry screen. Other menu options allow you to return to the index, exit directly to WordPerfect from the current location, get help for On-Line Advisor, or access figures referred to in the entry text.

CONCLUSION

To say I am excited about On-Line Advisor is almost an understatement. I have spent many frustrating hours researching reference manuals trying to get applications to work the way I want them to. On-Line Advisor takes away a large portion of that frustration.

On-Line Advisor is a product of SYBAR Software, a Division of SYBEX, Inc. They are better known for their line of computer instruction manuals. In addition to Wordperfect 5.1, SYBAR provides On-Line Advisor for DOS 5.0, Windows 3.0, Lotus 123 for Windows, Lotus 123 Ver 2.3, and Harvard Graphics 3.0. The suggested retail for these products is \$34.95. However, SYBAR is offering a User Group Special price of only \$22.95.

On-Line Advisor SYBEX,
Inc., 2021 Challenger Drive,
Alameda, Ca. 94501
(510) 523-8233
Attn: Elizabeth Parra

Editor

The club has a large library of shareware and yet I have never heard or read of a review of anyone using one of the programs. The commercial programs are often demonstrated. With the special deals, they cost quite a sum of money. Many of the shareware programs are a bargain and deserve more exposure to the club members. It would be great if we could have some user feedback on some of those programs. How about it do you have a favorite program to share with us?

Virus

appears on the right side of the screen.

PC-Rx can be installed either on a floppy disk or your hard disk. It may be also installed on a LAN system and is compatible with all the popular LAN's including Novell and 3COM+. Once installed it stays in memory and constantly monitors the hard disk boot area, files that are active, and any floppy disk accesses. Should you encounter a virus, up comes a screen giving you a chance to clear the virus from memory by rebooting. It will inform you if a virus is trying to overwrite the hard disk partition area, a boot sector, or writing a file to the hard disk boot area. You are then given the opportunity of seek a PC-Rx solution by pressing (S). Sometimes a virus is smart enough to attack the very program that is trying to protect the system. PC-Rx can detect this too and offers a solution to recover from such an attack.

PC-Rx has a configuration program that allows you to determine what parts of the hard disk and memory you want the program to monitor. You can select for Boot Security, Abnormal Memory Resident Programs, and a myriad of other areas of concern. You can also configure your display by removing that little face in the corner of the screen and the opening screen which states PC-Rx has been installed. You can also customize the warning message should PC-Rx find a virus and mark specific files as exceptions... files you do not want scanned or monitored.

If you want to scan a partition that has not previously been scanned, (remember upon installation only the boot partition, usually C:, is scanned), you can run PCRXSCAN from the command line. With this program you can scan other partitions and subdirectories in a method similar to McAfee's virus scanning program.

PC-Rx comes with two manuals; one is a user's manual, the other a book-

let on computer viruses in general. The user's manual is easy to follow and doesn't require a genius to understand. But then the program itself isn't that complicated.

I did have one interesting incident which occurred while I was testing PC-Rx. I ran it on several computers just to look for viruses and to see if different operating systems or hard disk configurations might make the program act differently. Everything checked out until I placed PC-Rx on our club bulletin board. To my dismay PC-Rx said one of the EXE file located in the Wildcat subdirectory was infected with the Kamikaze virus. Now bbs users, don't panic. This is a file that is used only by Wildcat as a stand-alone and is not accessible by bbs users. In fact, I'm not sure where the file came from as it's not mentioned in the Wildcat manuals.

Neither McAfee's latest SCAN86B or Xtree's ViruSafe picked this up. Both these programs are programmed to find the Kamikaze virus. This presents a dilemma. Has PC-Rx indeed found a program infected with a virus or do I go with majority rule and believe the other two programs. I don't have the answer to that one, but I think I'll run the file from a floppy disk after write-protecting the hard disk as read-only with a handy shareware program.

I found PC-Rx a transparent, well behaved TSR that will give the user the peace-of-mind knowing that your work is constantly being scanned against attack by computer viruses. Whether it does the job better than some of its counterparts is hard to equate. I've used McAfee's program for couple years now and found a handful of viruses on both hard disks and floppy disks. Viruses have never posed a threat to me as all disks and programs I receive, commercial or shareware, are scanned before use. PC-Rx appears to make that task a little easier as a TSR.

Trend Micro Devices Inc. 2421 205th
Street, Suite D-100 Torrance, CA.
90501 310-782-8190

Bits n' Bytes

Calendar

New Members

Sunday, April 5th

Our SIG meetings start at 1 pm. Bob Hunt will continue his neophyte SIG (special interest group), which last month was very successful with over 30 people. He will continue going over the basics of DOS this month, with the final session of this three part series in May. Then he will start all over again in June with another group. Meeting location will be Fisher 289 and will start at 1 pm.

If you are beyond the very beginnings of computer use, then go to George's early meeting in Fisher 286. This month George will be gone, so I will try and fill his shoes. Since there has been so many questions about our BBS and telecommunications, I will devote a portion of the early meeting to logging on to our BBS and going through the basics. YES, we will logon as my wife will push the magic key to clear the BBS for our use if necessary.


2:30 pm

After a short intermission (2:15-2:30) we will start our general meeting. This month we're happy to have Mark Taylor return, (systems engineer from XTREE), who will demonstrate their new product ALLSAFE. Now here's a program of total security. Once installed you can't even boot from a floppy drive without the magic password. With flexible password protection you can make your hard disk available to several users and let them only into those areas you choose. ALLSAFE includes ViruSafe, a program to prevent, scan and eliminate viruses.


Time permitting, Mark will touch on the improvements found in their latest upgrade; XTREE Pro Gold 2.5. We promise to keep him busy and give you a full program.

Come see a successful LOCAL computer software company.

Bob....



- April 5th XTree
- May 2nd Reference Software. Grammatik V and Websters Dictionary
- June 7th WordPerfect for windows by Lee Tarbet Local rep.
- July 5th Kathy Campbell will demonstrate quicken for Windows.



There's quite a list of new members this past month. Welcome one and all. We hope you will be able to help others with their computer problems and that we as a club will be of benefit to you.

- Bill Alexander 541-3766 Sherwood D. Barkdull 773-4317 Lila Bhuta 528-5979 Pete Carlson 489-1518 Art De Bolt 528-4659 Brent Dill 544-6616 Elaine James 772-8277 Abe Levin 543-1070 Bill Matteson 473-0855 Ernest B. Miller 543-8267 Chuck Newbre 481-2247 Denise Ramos 466-4384 Jim Simmons 545-8218 Malcom Stonex 481-0199 Gerald Towne 473-3230 Phil Wagner 544-7328

DISCOUNTS

Star Computers 855 Morro Bay Blvd. Morro Bay 772-7827	5%	Any software in stock.
Computer Logic 973 Foothill Blvd. #4 San Luis Obispo 544-8347	10%	Paper, ribbons, cables, and other supplies.
WITCO Computers 3563 Sueldo, Bld. B San Luis Obsipo 549-0811	10%	Off list - all computers, software, computer peripherals, and products. Contact Bruce, Paul or Dave for discount.
Los Cerros Computers 466-4402	15%	Off regular prices on Whitaker computers
Computerland of San Luis Obispo 1422 Monterey St. San Luis Obispo, Ca. 93401 541-4884	10%	Off service
	10%	Meet nearly any advertised price on same or similar computers. Bring ad to store.
	15%	Above cost on computers and computer peripherals.
	20%	Above cost on software & supplies (Cost includes shipping & handling)
	15%	Above cost on all regularly priced computers, software, computer peripherals, and products. Contact Marilyn for discount.
	10%	Off service labor

To receive any of the above discounts you must show your current SLO Bytes Membership Card

Ziff-Davis User Group Magazine Discounts

- PC-Magazine - \$24.97
- PC-Computing - \$14.97
- Have your mailing label handy for renewals
- Call 1-800-777-2547 and ask for your user group discount



Club Information

The SLO BYTES Newsletter is a monthly publication of SLO BYTES PC User's Group located in San Luis Obispo, California. Information in this Newsletter is derived from both our own membership and other PC User Group Newsletters. The purpose of this publication is to inform our members of meetings and provide information related to the use of IBM PC's and compatible computers.

Membership: Dues are \$20 per year. Newsletter only is \$12 per year. Full membership entitles you to our monthly newsletter, full use of the public domain software library and discounts at local computer stores.

Article Submission: Deadline for submission of articles is the 15th of each month. Articles should be provided in ASCII format without any type of formatting from your wordprocessor including tabs, indents, extra spaces, or highlighting. We prefer articles on disk but will accept hardcopies if necessary.

Disclaimer: Neither SLO BYTES PC User's Group, its officers, editor, or contributors to this newsletter assume liability for damages arising out of this publication of any article, including but not limited to the listing of programming code, batch files and other helpful hints.

Reprinting of this Newsletter: Articles from this newsletter may be reprinted by other user groups if credit is given to both the author and newsletter from which it was taken. Reproduction of articles with a specific © Copyright notice is prohibited without prior permission from the original author.

Advertising: Commercial advertisers, request ad packet from Bob Ward. Members may advertise personal computer equipment or software for free. Submit your ad to Jim Bigelow or Bob Ward.

Direct all correspondence to Bob Ward, 2100 Andre Ave., Los Osos, CA. 93402. Call (805)756-2164 M-F 7:30am - 4:30 pm and (805)528-0121 all other times.

Editor: Jim Bigelow
1515 Kiler Canyon Road
Paso Robles, CA 93446
238-6335

Meeting Times

General meetings are held the 1st Sunday of every month, unless noted otherwise in the newsletter calendar, at 2:30 pm in the Cal Poly University Biology Department, Fisher Hall 286. Special Interest Groups (SIGS) meet at 1:00 - 2:00 pm.

New User's SIG - F.H. 286
Our Public Domain Library is in Fisher Hall 292. Hours 12 Noon till closing.

SLO BYTES BULLETIN BOARD

(805) 528-6172/2400/8/N/1

PC Files & Message Section

SYSOPS:
Bob Ward
George Campbell

All Welcome - 24 Hours

DR DOS 6

have access to registration records, but took down his serial number. He received an update two or three weeks later.

I got Bob and Jack's serial numbers to try to take care of all us with one call. I called Digital Research Tech Support (the only number for them I could find) on February 3rd. I first tried the "800" number, but couldn't get past the answering machine. I reached a girl at the toll number who said I would have to talk to Technical Support. She said all their lines were busy, but that I would receive a call from them in the "next few days".

Not having yet received the call, I tried to call again on February 6th. I couldn't get past the answering machine, so I sent a letter to Technical Support with all the details. That worked as well as my first call, so on February 26th I wrote again. This time I sent it to the regular business address. As of now, after SIX MONTHS, still NO response, and NO upgrades to correct the bugs.



Treasurer's Report

SLO Bytes PCUG	
Expenditures March, 1992	
Beginning Balance:	+1728.86
Expenses:	
Newsletter 02/20/92	- 157.94
Postage	-29.00
Wildcat BBS Update	-160.18
Bulk mail deposit	- 200.00
	=====
	547.12
Deposit 03/03/92	+898.85
	=====
	+898.85
Balance 03/03/92	+2080.59

It seems to me that if you want technical support go with Microsoft 5.0. If you want the kind of support Bob, Jack and I have received, and can manage entirely on your own, go with Digital Research 6.0, and LOT-TSA LUCK!!!!

\$\$\$ FOR SALE \$\$\$

Microscience, 65 megabyte, RLL hard drive with controller board. \$75.00
Ben Brown 239-2527

SLO Bytes Officers	
President	George Campbell
Vice President	Sam Powers
Treasurer	Bernice Meador
Secretary	Bob Ward
Editor	Jim Bigelow
Editorial Staff	John Ewing
	Jeff Spry
	Dave Zingg